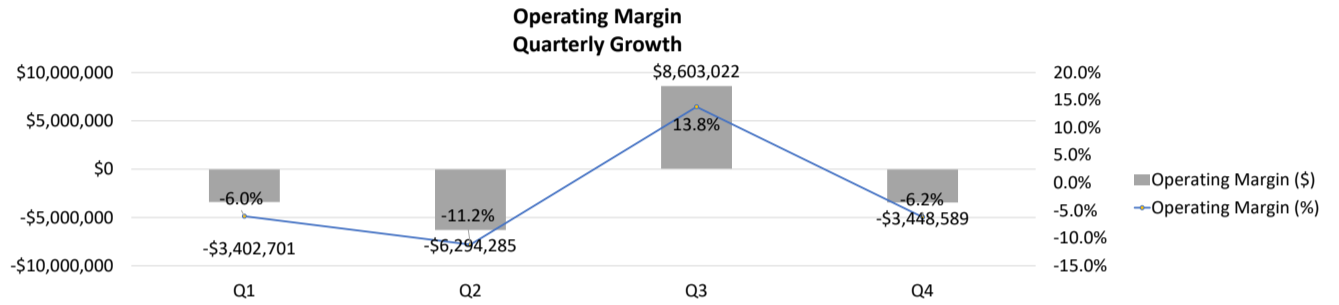
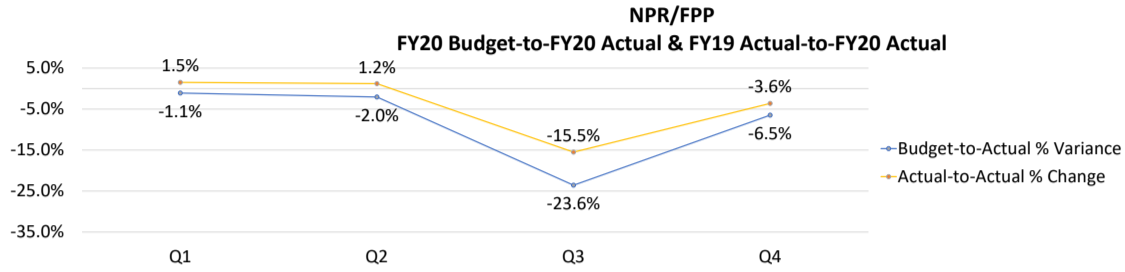
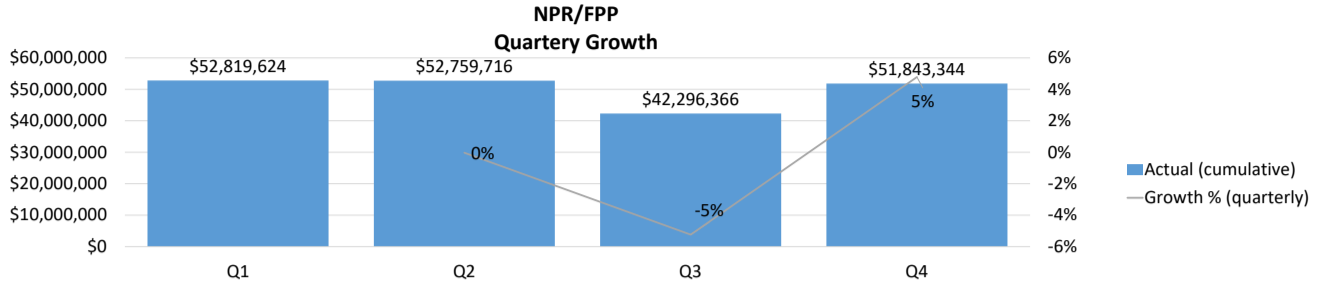
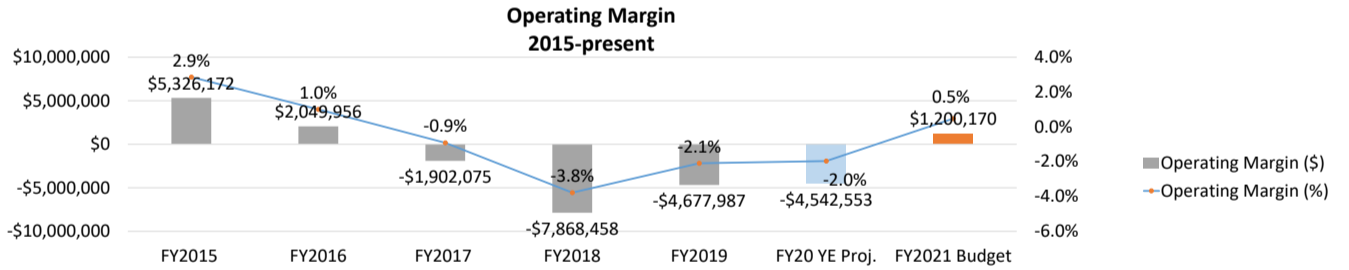
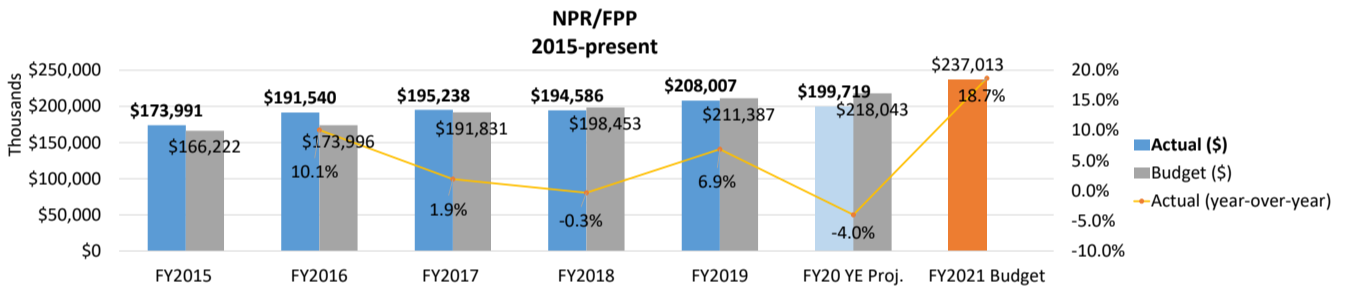


Central Vermont Medical Center
 FY20 Operating Performance and FY21 Budget Request
 Budget Hearing - August 24, 2020

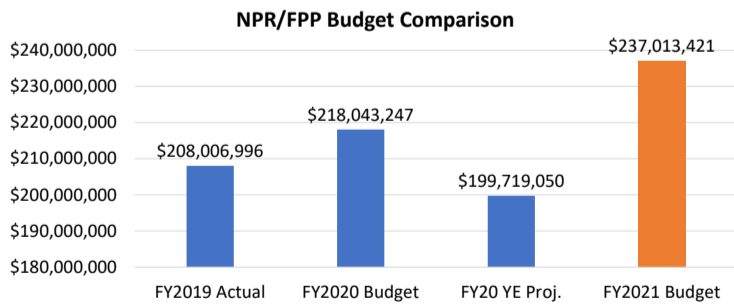
FY20 Projection



Performance 2015 - present



FY2021 Budget



Budget Guidance Maximum	
FY20 Budget-to-Projection Variance	-8.4%
FY20 Budget	\$ 218,043,247
FY20 Projection	\$ 199,719,050
FY21 Request (\$)	\$ 237,013,421
FY21 Request (% change FY20B)	8.7%
FY21 Request (% change FY20P)	18.7%

CVMC's 8.7% request is over the 3.5% growth rate ceiling.

Change in Charge

History of Change in Charge

2019		2020			2021		2021 COVID-19	
Approved	Submitted	Commercial Effective Rate	Approved	Commercial Effective Rate	Submitted	Commercial Effective Rate	Submitted	Commercial Effective Rate
2.3%	3.0%	5.9%	3.0%	5.9%	6.0%	8.5%		