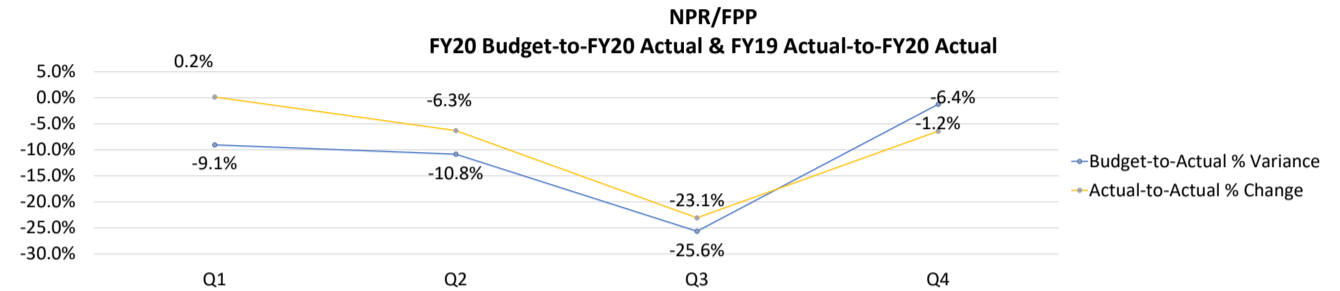
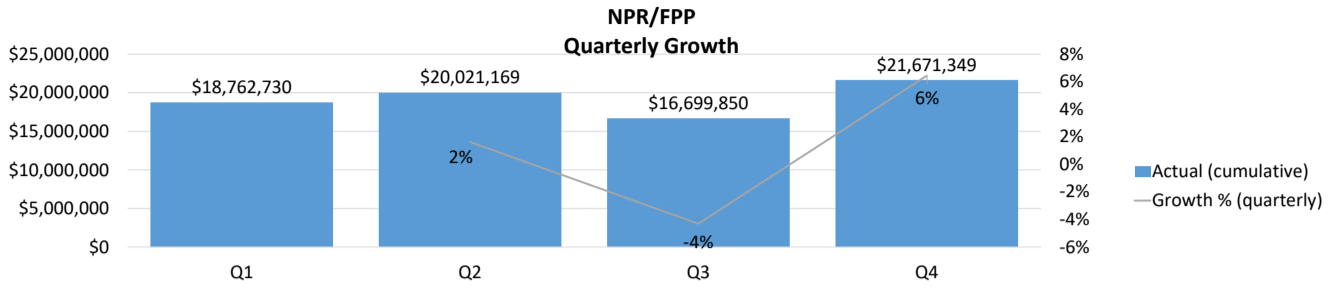
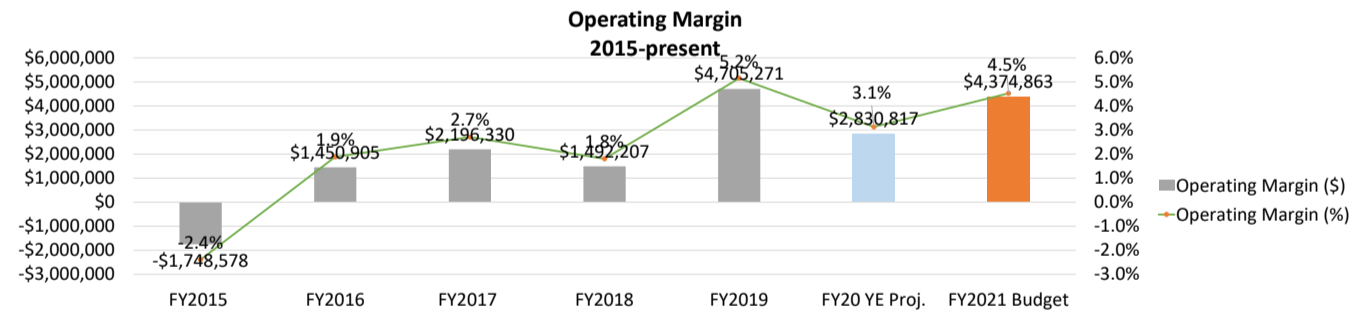
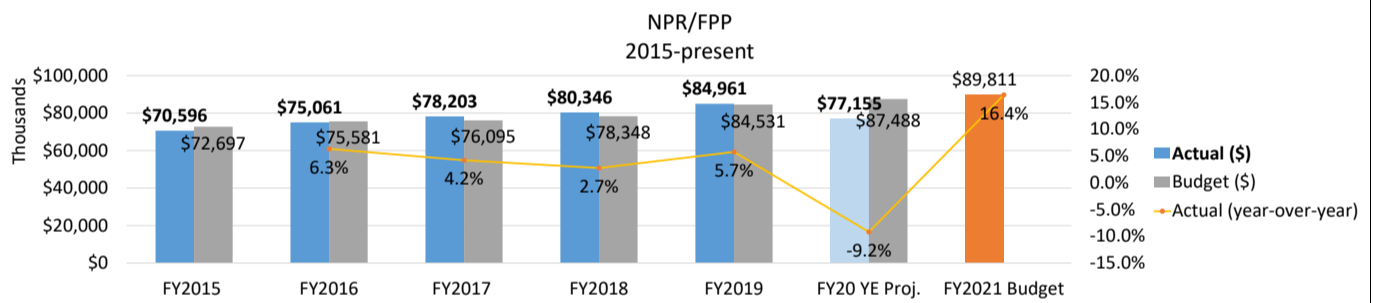


**Porter Medical Center**  
**FY20 Operating Performance and FY21 Budget Request**  
**Budget Hearing - August 24, 2020**

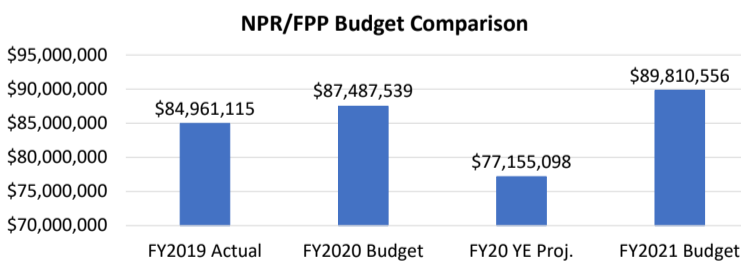
FY20 Projection



Performance 2015 - present



FY2021 Budget



Budget Guidance Maximum	
FY20 Budget to-Projection Variance	-11.8%
FY20 Budget	\$ 87,487,539
FY20 Projection	\$ 77,155,098
FY21 Request (\$)	\$ 89,810,556
FY21 Request (% change FY20B)	2.7%
FY21 Request (% change FY20P)	16.4%

**PMC's 2.7% request is below the 3.5% growth rate ceiling.**

Change in Charge

History of Change in Charge

2019		2020			2021		2021 COVID-19	
Approved	Submitted	Commercial Effective Rate	Approved	Commercial Effective Rate	Submitted	Commercial Effective Rate	Submitted	Commercial Effective Rate
2.8%	0.0%	2.6%	0.0%	2.6%	0.0%	5.8%		