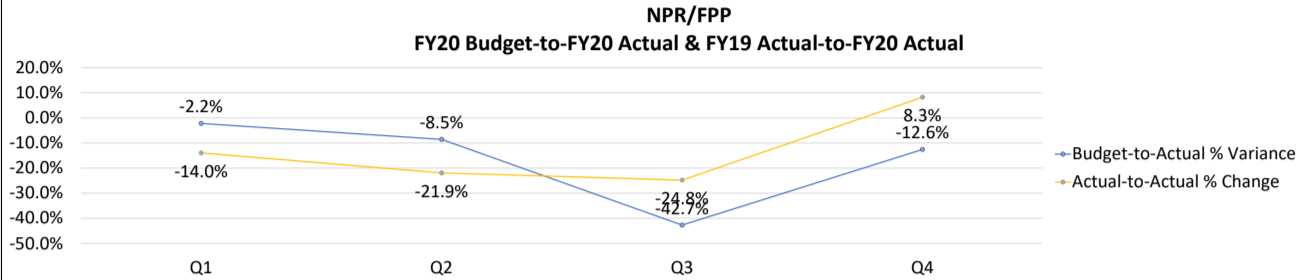
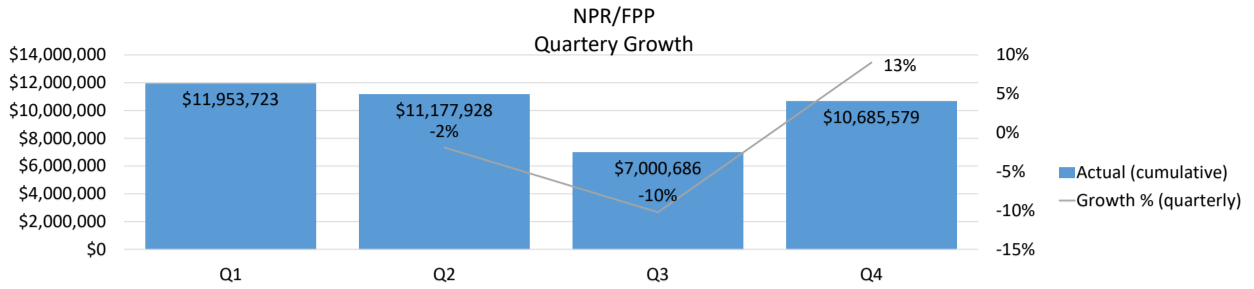
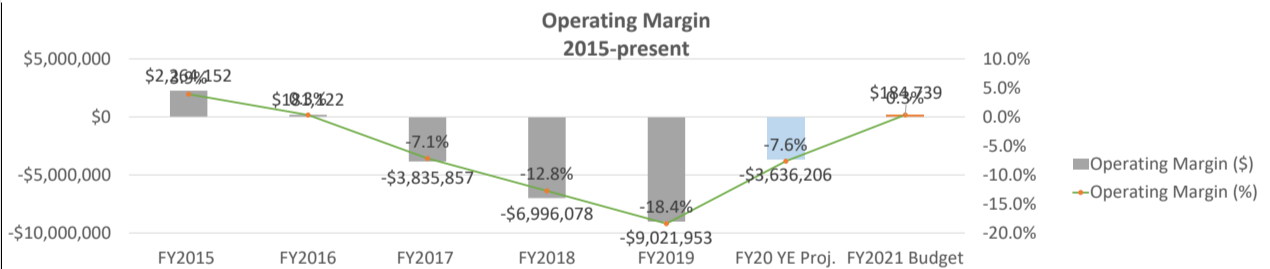
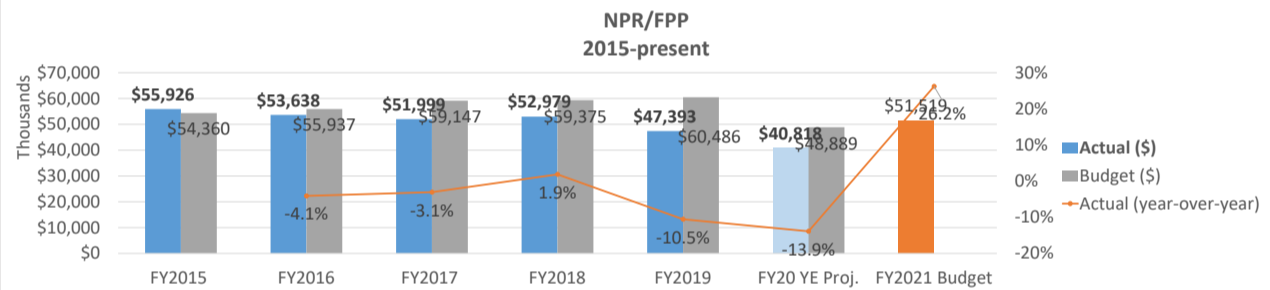


Springfield Hospital
 FY20 Operating Performance and FY21 Budget Request
 Budget Hearing - August 20, 2020

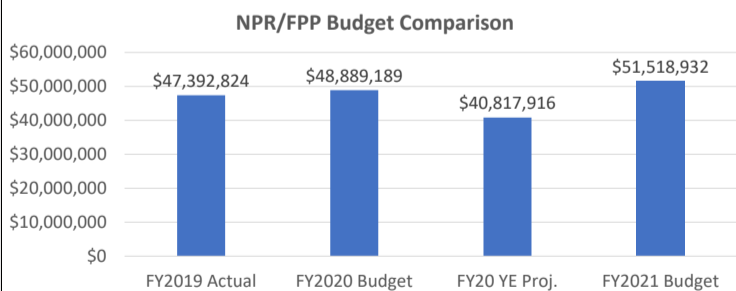
FY20 Projection



Performance 2015 - present



FY2021 Budget



Budget Guidance Maximum	
FY20 Budget-to-Projection Variance	-16.5%
FY20 Budget	\$ 48,889,189
FY20 Projection	\$ 40,817,916
FY21 Request (\$)	\$ 51,518,932
FY21 Request (% change FY20B)	5.4%
FY21 Request (% change FY20P)	26.2%

Springfield's 4.9% request is over the 3.5% growth rate ceiling.

Change in Charge

History of Change in Charge

2019		2020		2021		2021 COVID-19		
Approved	Submitted	Commercial Effective Rate	Approved	Commercial Effective Rate	Submitted	Commercial Effective Rate	Submitted	Commercial Effective Rate
10.0%	0.0%		0.0%		4.0%			