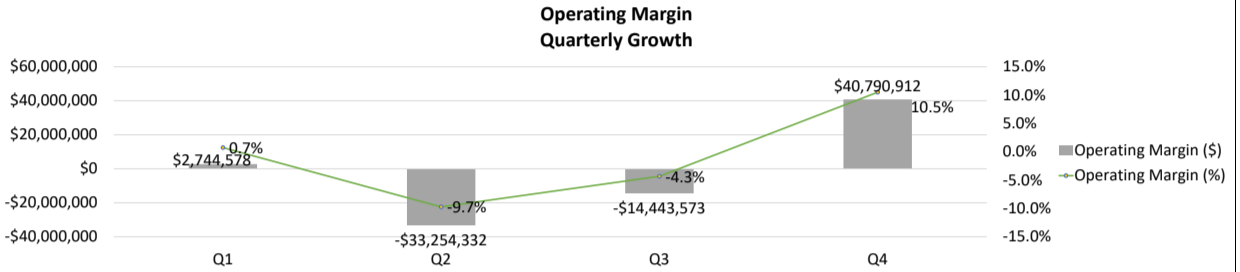
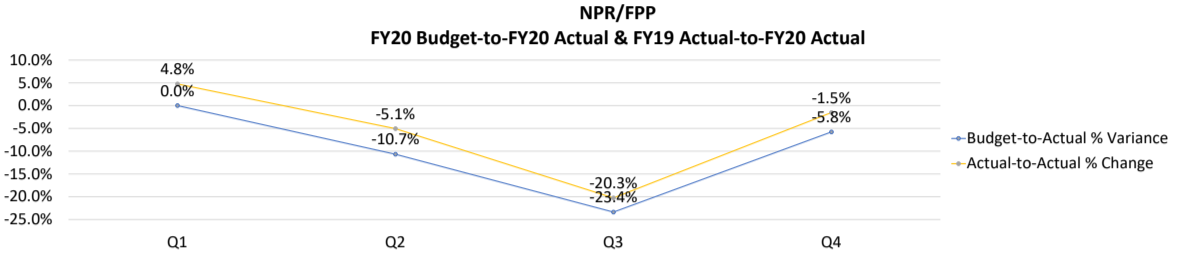
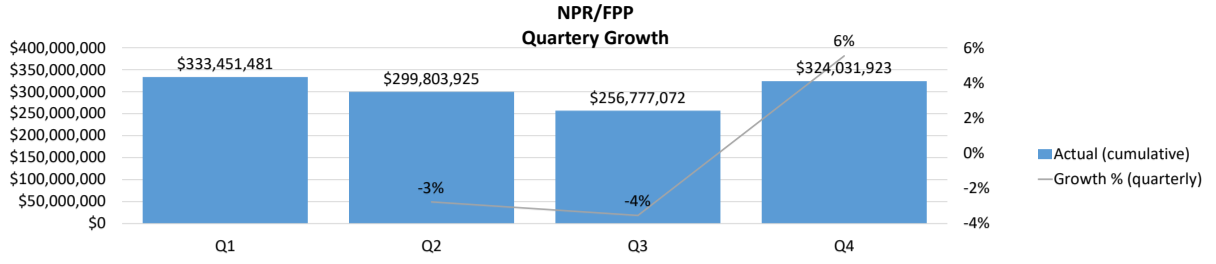
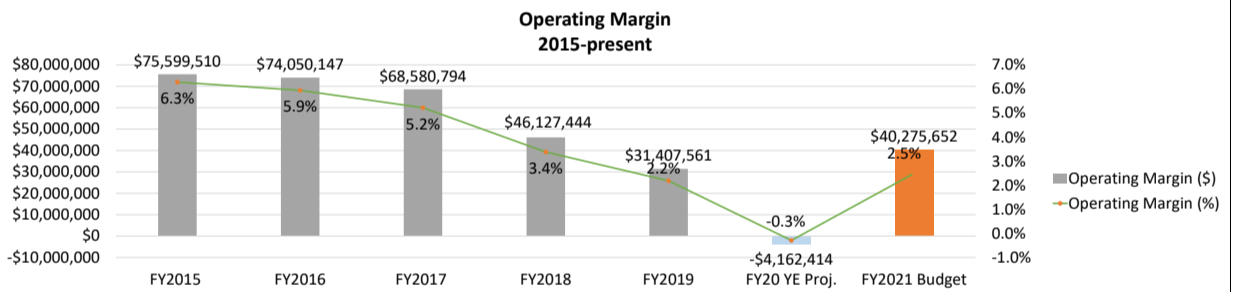
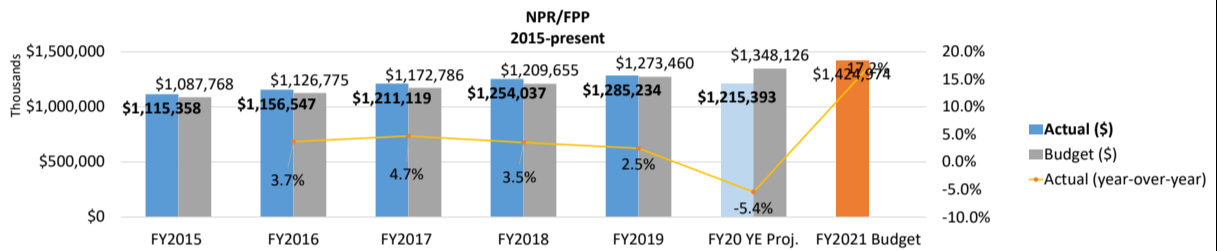


**The University of Vermont Medical Center**  
 FY20 Operating Performance and FY21 Budget Request  
 Budget Hearing - August 24, 2020

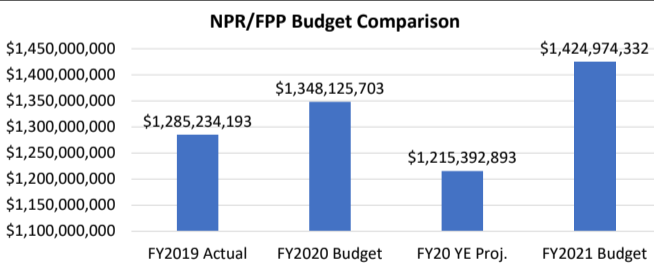
FY20 Projection



Performance 2015 - present



FY2021 Budget



Budget Guidance Maximum	
FY20 Budget-to-Projection Variance	-9.8%
FY20 Budget	\$ 1,348,125,703
FY20 Projection	\$ 1,215,392,893
FY21 Request (\$)	\$ 1,424,974,332
FY21 Request (% change FY20B)	5.7%
FY21 Request (% change FY20P)	17.2%

**UVMC's 5.7% request is over the 3.5% growth rate ceiling.**

Change in Charge

History of Change in Charge

2019		2020			2021		2021 COVID-19	
Approved	Submitted	Commercial Effective Rate	Approved	Commercial Effective Rate	Submitted	Commercial Effective Rate	Submitted	Commercial Effective Rate
2.5%	3.0%	4.0%	3.0%	3.5%	8.0%	8.0%		