[HSA Name] Health Service Area

Quarterly Consultation

[date]

OneCare Vermont

onecarevt.org

Notice: All data and reports produced by OneCare VT are for the sole use of OneCare and its ACO Participants, Preferred Providers and Collaborators ("Network") for the purposes of ACO Activities only. This is confidential information that cannot be copied or shared outside of OneCare or its Network or for purposes other than promoting OneCare's ACO Activities without written consent from OneCare. All uses of and access to OneCare's data are subject to the confidentiality, data use and privacy obligations in the recipients' binding contracts and Business Associate Agreements with OneCare.

Review of Strengths and Opportunities

Strengths

- One of only two HSAs out of nine participating for Medicare that **exceeds OneCare goal for Medicare Annual Wellness Visits** (of patients within twelve months)
- **Emergency department visit rate is lower than network for Traditional Medicaid** – both for total population and for highest risk patients
- **Exceeds network rate and goal for developmental screenings for Expanded Medicaid** (geographic attribution)
- **Exceeds diabetes screening rate goal for BCBS QHP** (of patients with diabetes with A1c within twelve months) – one of only two out of ten HSAs to do so, and first to sustain for more than one month

Opportunities

- **Lowest primary care visit rate for Medicare** among nine HSAs participating in that program; primary care visit rate also below network for most other payers
- **High levels of post-acute care utilization for Medicare** including 30-day readmission rate, discharges to Skilled Nursing Facilities (SNF), and SNF days
- **Behind goal on Adolescent Well-Care Visits**
- **Promote flu shots** to prevent potentially avoidable admissions & emergency department visits

[HSA Name] – Strengths and Opportunities

High levels of post-acute care utilization for Medicare, including 30-day readmission rate, discharges to Skilled Nursing Facilities (SNF), and SNF days

Post-Acute Care Network Variation

(12 month rolling average)

Highest HSA | Lowest HSA

HSA	30-Day Readmission Rate	Percent IP Discharges went to SNF	SNF Days PKPY	SNF Stays ALOS	Home Health Days PKPY	Average ACG Score
HSA 1						
HSA 2						
HSA 3						
HSA 4						
HSA 5						
HSA 6						
HSA 7						
HSA 8						
HSA 9						
OCV						

Source: OneCare Performance Dashboard Report-March 2021

n= Number of index inpatient admits in the 12 months to the claims through date

All-ACO Cost & Utilization Metrics for [HSA Name] Health Service Area

Reporting Period: Service dates from Jan 2019 - Sep 2021; Claims received by OneCare as of Mar 2022; Risk scores are for active members as of Sep 2021

Population: 2021 OneCare Cohorts for all participating programs

These graphs compare actual HSA performance to that predicted for an HSA of this size based on performance within the rest of the network for eligible payer groups.

Average Johns Hopkins ACG Score	% of Patients with High Social Risk

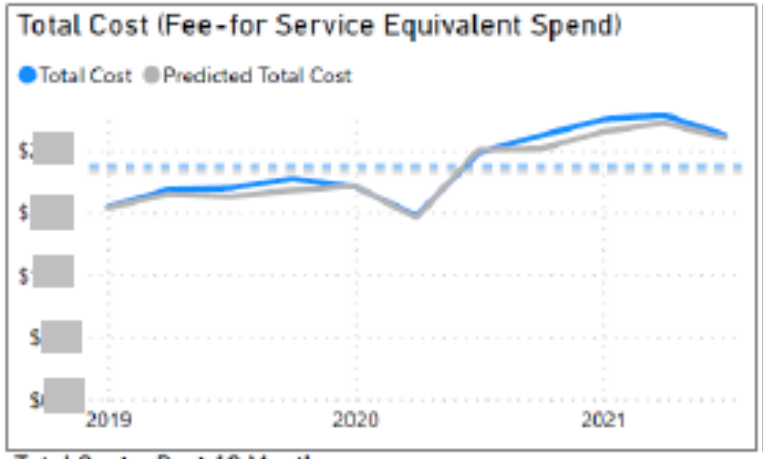

Total Cost - Past 12 Months

Predicted	Actual	Difference

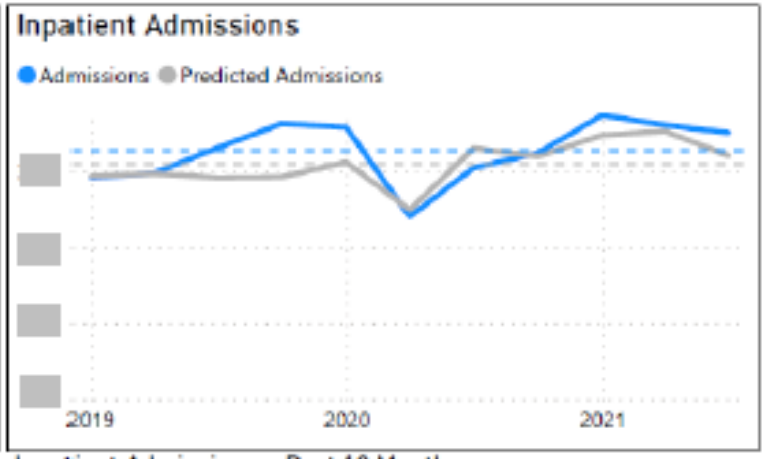

Inpatient Admissions - Past 12 Months

Predicted	Actual	Difference

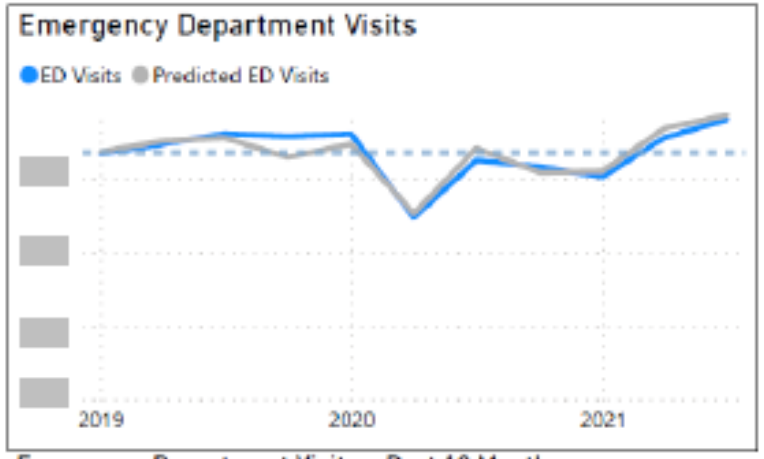

Emergency Department Visits - Past 12 Months

Predicted	Actual	Difference

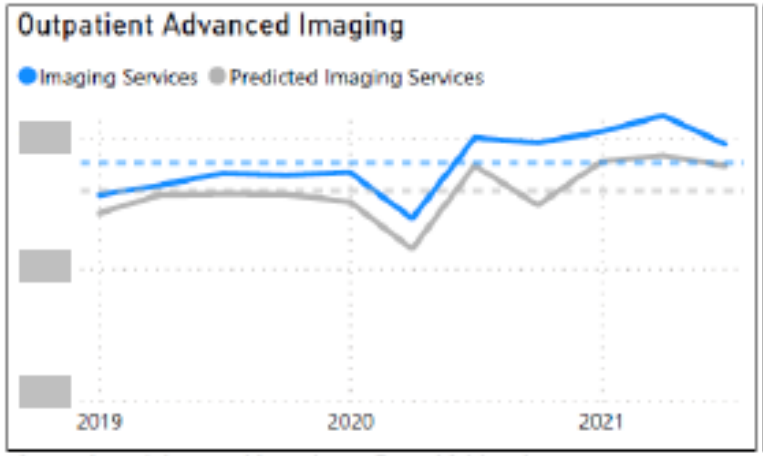

Outpatient Advanced Imaging - Past 12 Months

Predicted	Actual	Difference

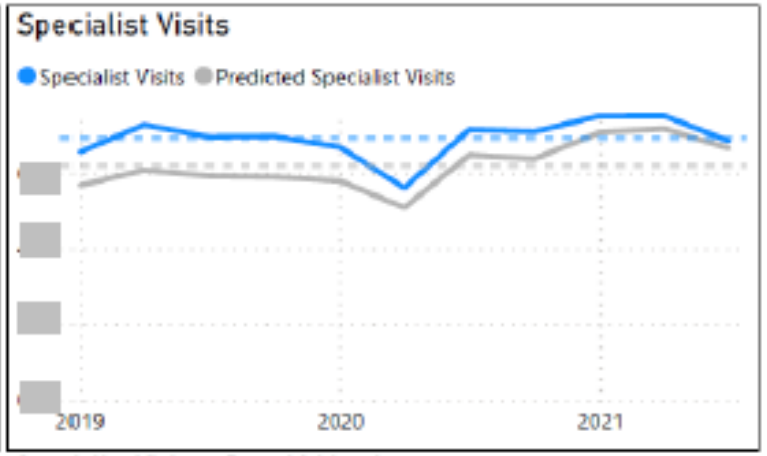

Specialist Visits - Past 12 Months

Predicted	Actual	Difference

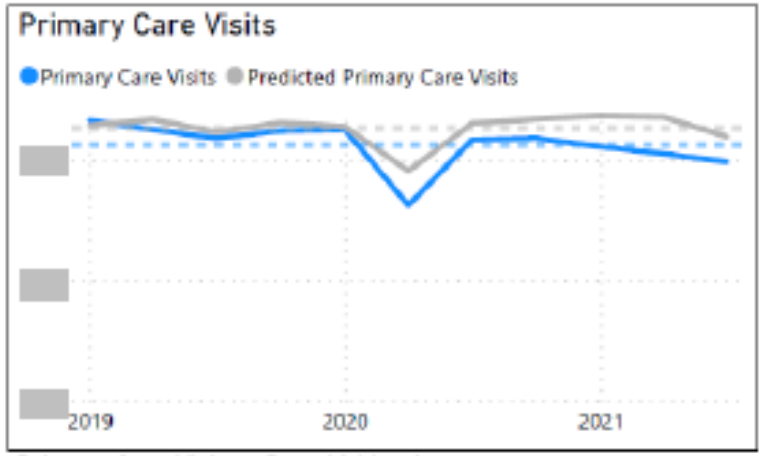

Primary Care Visits - Past 12 Months

Predicted	Actual	Difference

[HSA Name] Health Service Area: Social Stress Heat Map

- The **Social Stress Score** is best used as a household-level social risk score that complements clinical risk scores such as Johns Hopkins ACG
- Factors include educational attainment, employment status, housing security, housing quality, and neighborhood stress
- Model inputs are weighted differently depending on the age group of the individual (under 18, 18-65, 65+)
- Scores are for active OneCare members as of November 2021
- Only zip code areas with at least 50 ACO members in this HSA are shown

Finance Review

OneCare Vermont

onecarevt.org

2021 All Payers Summary Monthly Statement

OneCare Vermont

December 2021 Financial Report Package

January - December Year To Date, December Current Month (Includes IBNR and Forecast)

Current Month Shared Savings/(Losses)

Payer	Medicaid Traditional		Medicaid Expanded		Medicare		BCBS QHP		BCBS Primary		MVP QHP		Total
	PMPM	Total	PMPM	Total	PMPM	Total	PMPM	Total	PMPM	Total	PMPM	Total	
Savings/(Losses)													

Year To Date Shared Savings/(Losses)

Payer	Medicaid Traditional		Medicaid Expanded		Medicare		BCBS QHP		BCBS Primary		MVP QHP		Total
	PMPM	Total	PMPM	Total	PMPM	Total	PMPM	Total	PMPM	Total	PMPM	Total	
Savings/Losses													
Corridor Savings/(Losses)*													

Full Year Forecast Shared Savings/(Losses)

Payer	Medicaid Traditional		Medicaid Expanded		Medicare		BCBS QHP		BCBS Primary		MVP QHP		Total
	PMPM	Total	PMPM	Total	PMPM	Total	PMPM	Total	PMPM	Total	PMPM	Total	
Savings/(Losses)													
Corridor Savings/(Losses)													

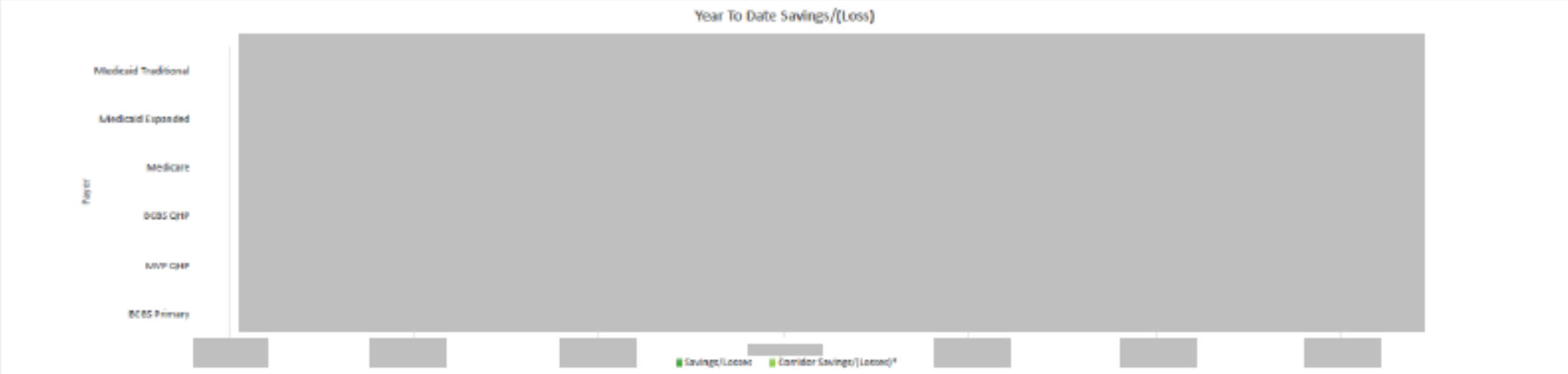

*Corridor is prorated to reflect the limitations on savings/loss through the current month

OneCare Vermont

HSA Savings/(Losses) Statement

HSA: [HSA Name]

December 2021 Financial Report Package

January - December Year To Date, December Current Month (Includes IBNR and Forecast)

Current Month Shared Savings/(Losses)

Payer	OneCare	[HSA Name]		
	Total Shared Savings/(Loss)	Base Shared Savings/(Loss)*	Incentive Pool Earned*	Total Shared Savings/(Loss)*
BCBS Primary				
BCBS QHP				
Medicare				
Medicaid Traditional				
Medicaid Expanded				
MVP				
Total				

Year To Date Shared Savings/(Losses)

Payer	OneCare	Bennington		
	Total Shared Savings/(Loss)**	Base Shared Savings/(Loss)**	Incentive Pool Earned**	Total Shared Savings/(Loss)**
BCBS Primary				
BCBS QHP				
Medicare				
Medicaid Traditional				
Medicaid Expanded				
MVP				
Total				

OneCare Vermont

HSA Savings/(Losses) Statement

HSA: [HSA Name]

December 2021 Financial Report Package

January - December Year To Date, December Current Month (Includes IBNR and Forecast)

Full Year Forecast Shared Savings/(Losses)

Payer	OneCare	Bennington		
	Total Shared Savings/(Loss)	Base Shared Savings/(Loss)	Incentive Pool Earned	Total Shared Savings/(Loss)
BCBS Primary				
BCBS QHP				
Medicare				
Medicaid Traditional				
Medicaid Expanded				
MVP				
Total				

*Informational only - does not account for risk corridor, Quality component or Blueprint

**Year To Date numbers include risk corridor, Blueprint, Quality component

OneCare Vermont

2021 Year To Date Total Shared Savings/(Losses)

HSA: [HSA Name]

December 2021 Financial Report Package

January - December Year To Date, December Current Month (Includes IBNR and Forecast)

Medicaid Traditional

Base HSA Savings/(Loss)	
Performance Incentive Pool Earned	
Total HSA Savings/(Loss)	

Accountability Contribution Summary

TIN Name		YTD Accountability Pool Contribution*	Settlement Components: Accountability Pool Refund	Shared Savings	Total Settlement**
HSA Total					

Risk Bearing Entity Summary

TIN Name		Remaining Shared Savings/(Loss) Allocation

*For practices that deferred accountability contribution, deferral not accounted for in the numbers above.

**Does not include line document recon

OneCare Vermont

2021 Year To Date Total Shared Savings/(Losses)

HSA: [HSA Name]

December 2021 Financial Report Package

January - December Year To Date, December Current Month (Includes IBNR and Forecast)

Medicaid Expanded

Base HSA Savings/(Loss)	
Performance Incentive Pool Earned	
Total HSA Savings/(Loss)	

Accountability Contribution Summary

TIN Name	YTD Accountability Contribution*	Settlement Components: Accountability Pool Refund	Shared Savings	Total Settlement**

Risk Bearing Entity Summary

TIN Name	Remaining Shared Savings/(Loss) Allocation

*For practices that deferred accountability contribution, deferral not accounted for in the numbers above.
**Does not include lived payment recon

OneCare Vermont

2021 Year To Date Total Shared Savings/(Losses)

HSA: [HSA Name]

December 2021 Financial Report Package

January - December Year To Date, December Current Month (Includes IBNR and Forecast)

Medicare

Base HSA Savings/(Loss)	
Performance Incentive Pool Earned	
Total HSA Savings/(Loss)	

Accountability Contribution Summary

TIN Name	YTD Accountability Contribution*	Settlement Components: Accountability Pool Refund	Shared Savings	Total Settlement**

Risk Bearing Entity Summary

TIN Name	Remaining Shared Savings/(Loss) Allocation

*For practices that deferred accountability contribution, deferral not accounted for in the numbers above.
**Does not include fixed payment recon

Total Financial Summary

HSA: [HSA Name]

December 2021 Financial Report Package

January - December Year To Date, December Current Month (Includes IBNR and Forecast)

All Payers

TIN Name	Participation Fees	Accountability Pool Contribution	Accountability Pool Refund	Shared Savings/(Loss)	Population Health Management Payment	PCP Engagement	Care Coordination Payments	Value Based Incentive Fund	Other*	Total

*Other category includes: Innovation Funds, PCMH and CHT Quarterly Payments, Rise VT Funds, Mental Health Initiative, RCR, Chronic Kidney Disease Program, etc.

2021 Performance Incentive Pool Savings

OneCare Vermont

December 2021 Financial Report Package

January - December Year To Date, December Current Month (Includes IBNR and Forecast)

Medicaid Traditional													
	Year To Year PMPM Change					Year To Year Avoidable ED Visits PKPY Change					Combined Score PIP Earned		
HSA	2020	2021	Change %	Average of HSAs	PIP Earned[h]	2020	2021	Change %	Average of HSAs	PIP Earned		% of PIP	PIP Payout

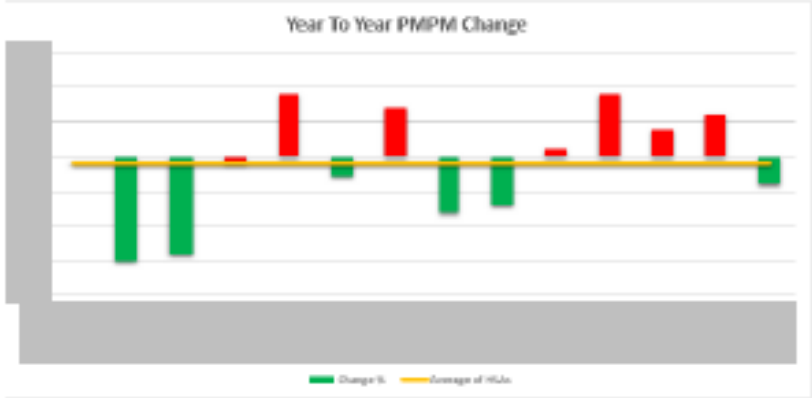

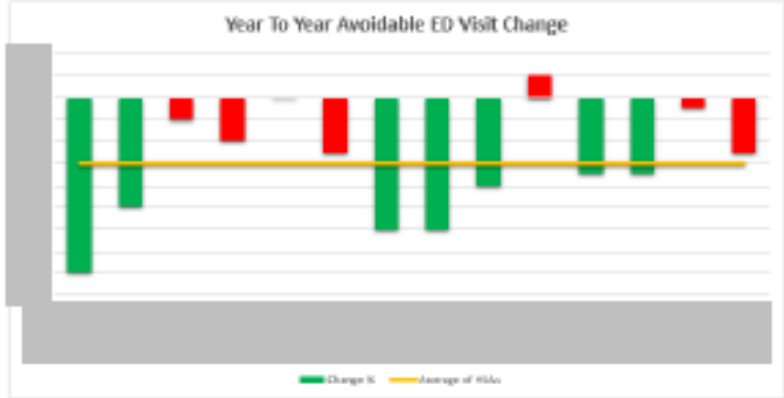

2021 Performance Incentive Pool Savings

OneCare Vermont

December 2021 Financial Report Package

January - December Year To Date, December Current Month (Includes IBNR and Forecast)

Medicaid Expanded													
	Year To Year PMPM Change					Year To Year Avoidable ED Visits PKPY Change					Combined Score PIP Earned		
HSA	2020	2021	Change %	Average of HSAs	PIP Earned	2020	2021	Change %	Average of HSAs	PIP Earned		% of PIP	PIP Payout

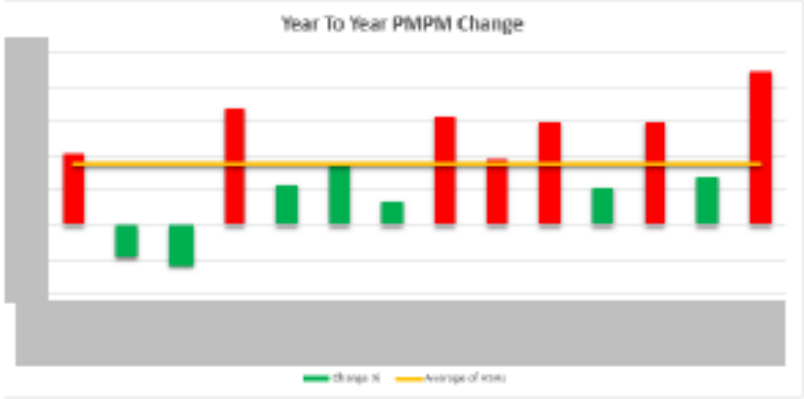

2021 Performance Incentive Pool Savings

OneCare Vermont

December 2021 Financial Report Package

January - December Year To Date, December Current Month (Includes IBNR and Forecast)

Medicare													
HSA	Year To Year PMPM Change					Year To Year Avoidable ED Visits PKPY Change					Combined Score PIP Earned	% of PIP	PIP Payout
	2020	2021	Change %	Average of HSAs	PIP Earned	2020	2021	Change %	Average of HSAs	PIP Earned			

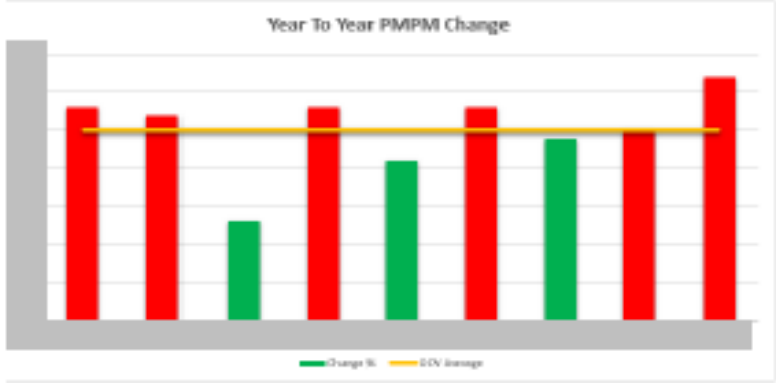

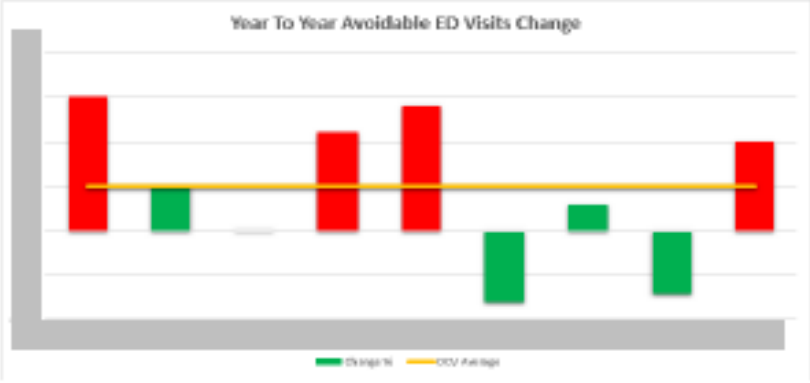

VBIF Metric Performance

HSA: [HSA Name]

Quality/VBIF Metrics: 2021 Q3 Performance

Medicare			
Quality Metrics	% Meeting Criteria	Target Goal	Stretch Goal
High Blood Pressure Control			
Diabetes A1c Poor Control*			
Developmental Screening			
Screening for Depression and Follow-Up			

Medicaid			
Quality Metrics	% Meeting Criteria	Target Goal	Stretch Goal
High Blood Pressure Control			
Diabetes A1c Poor Control*			
Developmental Screening			
Screening for Depression and Follow-Up			

Commercial			
Quality Metrics	% Meeting Criteria	Target Goal	Stretch Goal
High Blood Pressure Control			
Diabetes A1c Poor Control*			
Developmental Screening			
Screening for Depression and Follow-Up			

** Diabetes A1c Poor Control is an inverse measure; a lower score indicates higher quality of care*

Indicates Meeting Stretch Goal

Indicates Meeting Target Goal

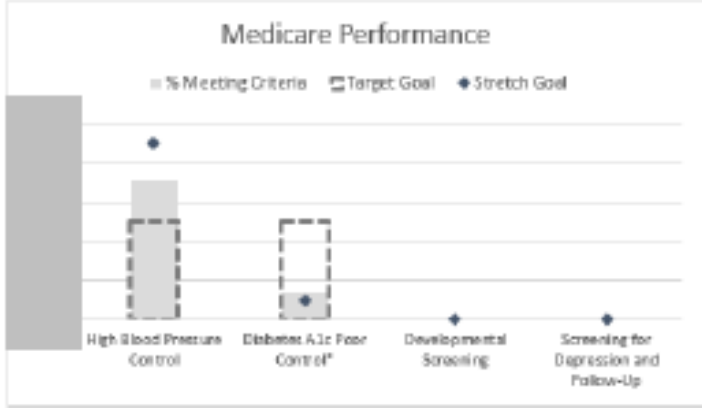

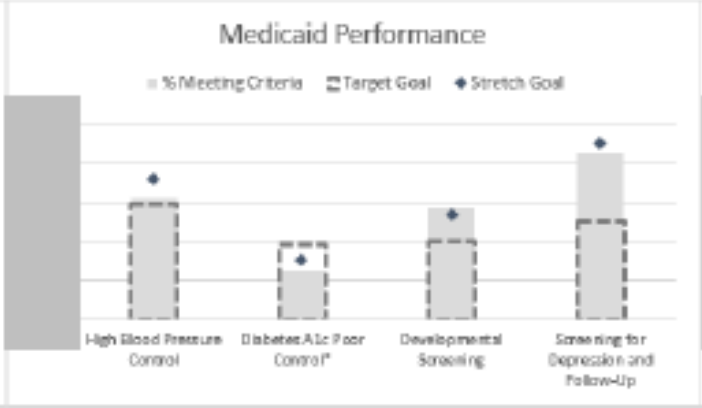

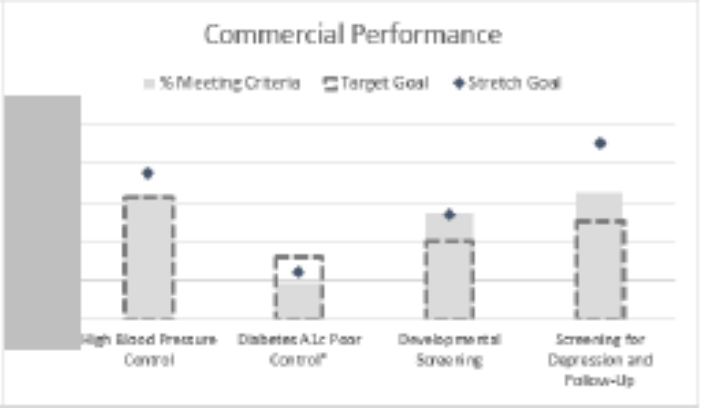

OneCare Vermont

2022 CCC DAs Financial Opportunity

HSA: [HSA Name]

CCC DAs PCP Engagement

Incentive Eligibility	Total Incentive Pool	TIN Performance (%)	Benchmark (%)	Inc. Eligibility	Potential Incentive*

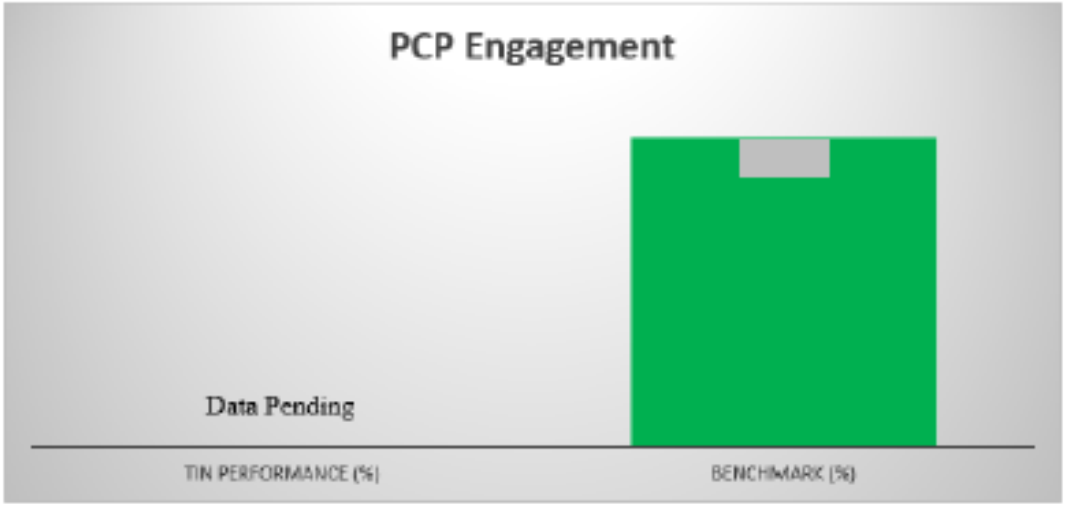

** Estimated potential incentive amount available for exceeding the PCP Engagement Benchmark; amount subject to change depending on network participant performance*

OneCare Vermont

2021 Medicare AIPBP vs Shadow Estimates

Medicare: Claims 1/1/2021-12/31/2021 paid through 3/25/2022

FPP/Shadow Summary

Medicare	Jan	Feb	Mar	Apr	May	Jun	Jul	Aug	Sep	Oct	Nov	Dec	Total
2021 FPP													
2021 Actual Shadow													
2021 Shadow IBNR													
Total Projected Shadow													
(Over)/Under Spend													

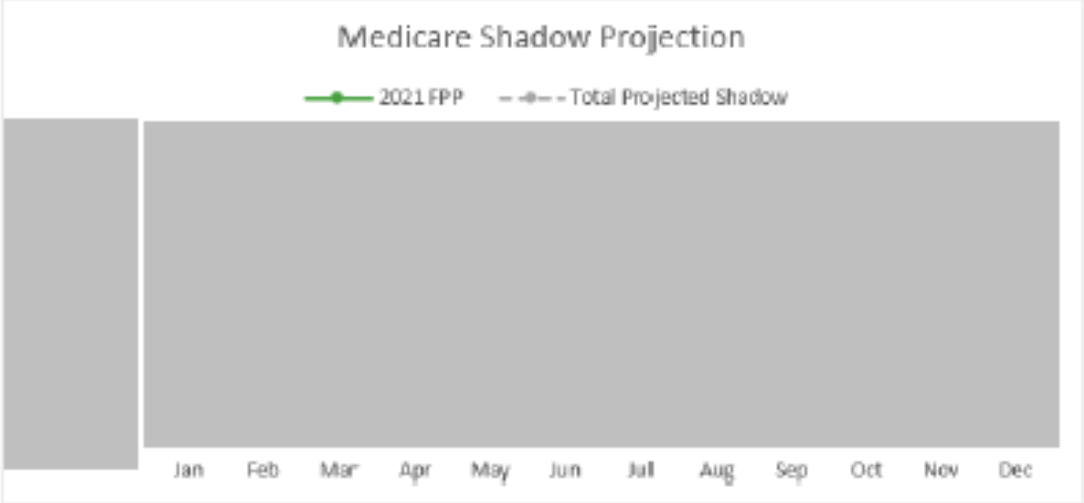

OneCare Vermont

2021 BCBS QHP AIPBP vs Shadow Estimates

BCBS QHP: Claims 1/1/2021-12/31/2021 paid through 2/28/2022

FPP/Shadow Summary

BCBS QHP	Jan	Feb	Mar	Apr	May	Jun	Jul	Aug	Sep	Oct	Nov	Dec	Total
2021 FPP													
2021 Actual Shadow													
2021 Shadow IBNR													
Total Projected Shadow													
(Over)/Under Spend													



OneCare Vermont

2021 Medicaid AIPBP vs Shadow Estimates

Medicaid: Claims 1/1/2021-12/31/2021 paid through 3/25/2022

FPP/Shadow Summary

Medicaid Traditional	Jan	Feb	Mar	Apr	May	Jun	Jul	Aug	Sep	Oct	Nov	Dec	Total
2021 FPP													
2021 Actual Shadow													
2021 Shadow IBNR													
Total Projected Shadow													
(Over)/Under Spend													

Medicaid Expanded	Jan	Feb	Mar	Apr	May	Jun	Jul	Aug	Sep	Oct	Nov	Dec	Total
2021 FPP													
2021 Actual Shadow													
2021 Shadow IBNR													
Total Projected Shadow													
(Over)/Under Spend													

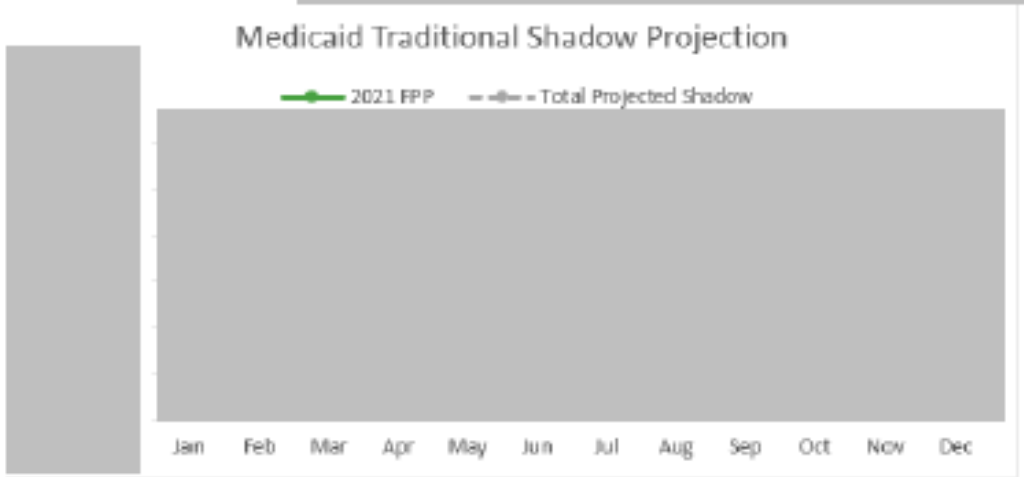

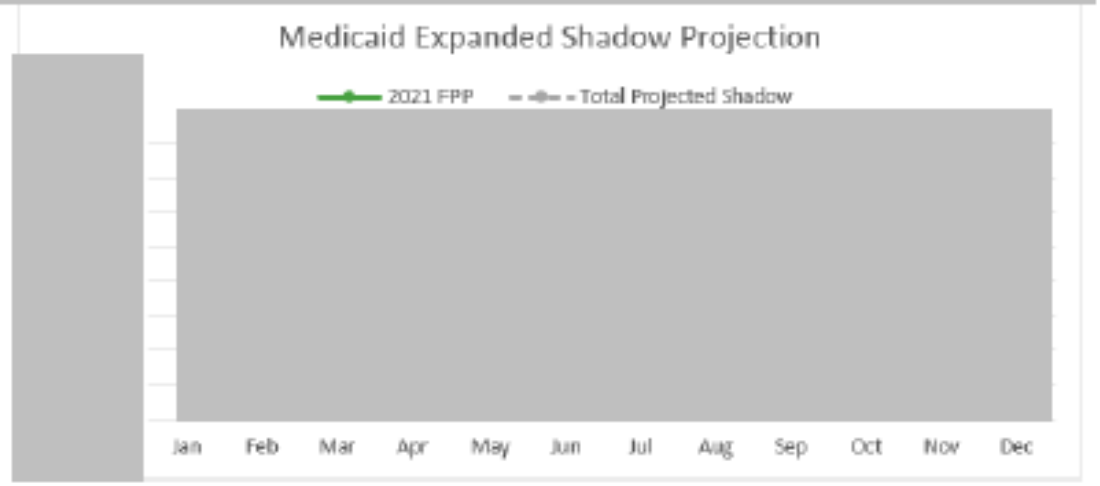

OneCare Vermont

2021 Medicaid AIPBP vs Shadow Estimates

Medicaid: Claims 1/1/2021-12/31/2021 paid through 3/25/2022

Summary FPP vs. Shadow PMPM Trends (Combined Traditional + Expanded Cohorts)

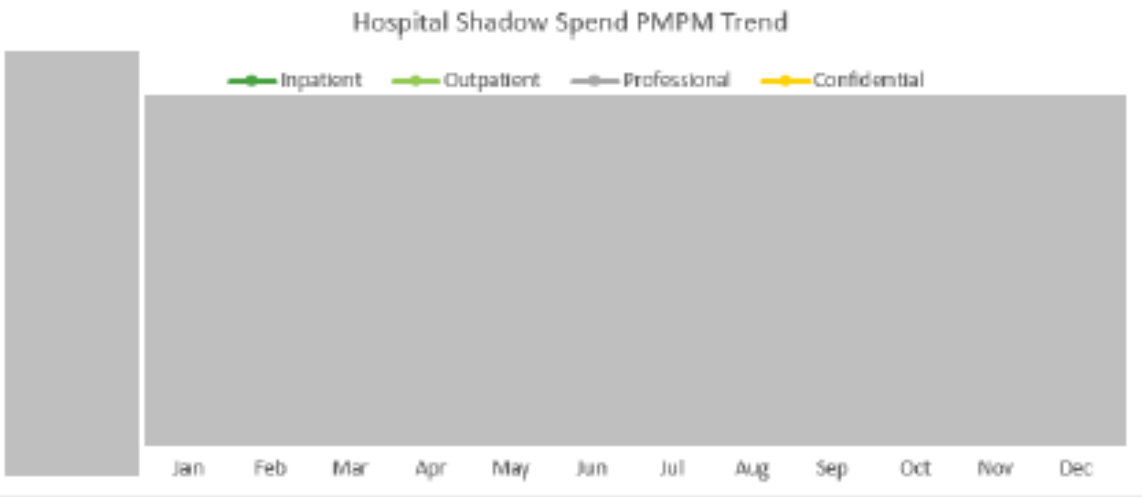



**Note: "Confidential" category consists of substance abuse diagnosis and treatment claims*

OneCare Vermont

2021 Medicaid AIPBP vs Shadow Estimates

Medicaid: Claims 1/1/2021-12/31/2021 paid through 3/25/2022

FPP vs. Shadow PMPM Trends by Claim Type (Combined Traditional + Expanded Cohorts)

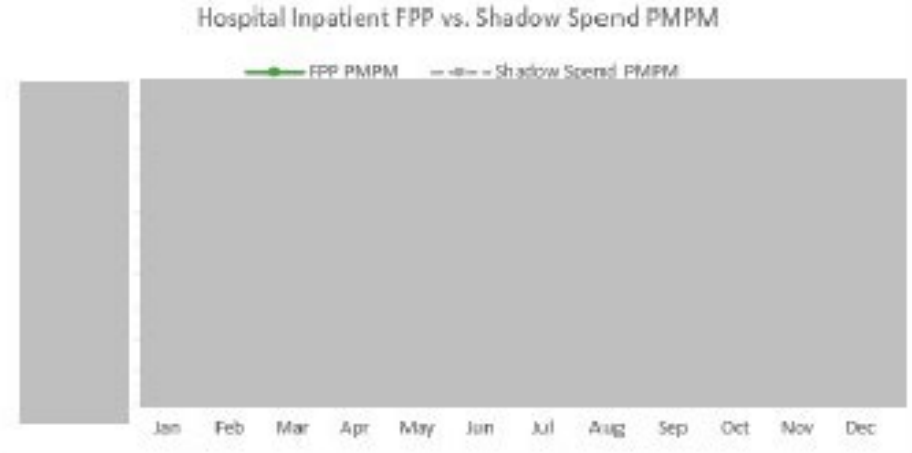

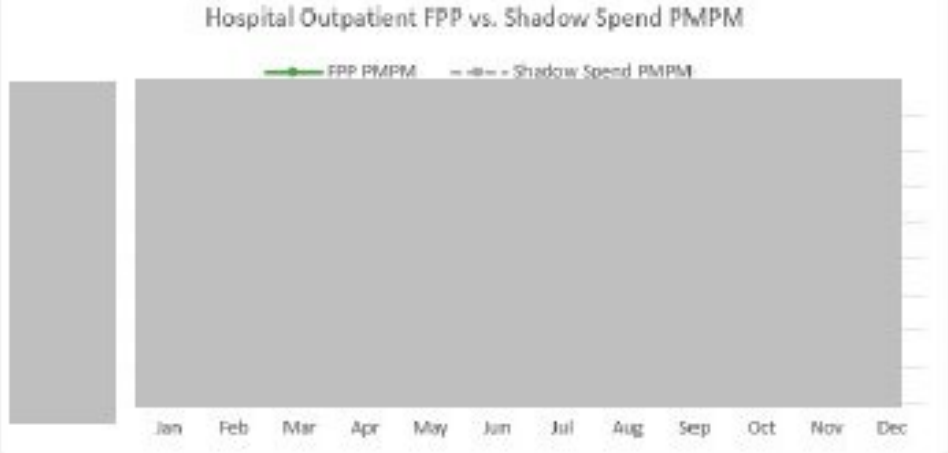

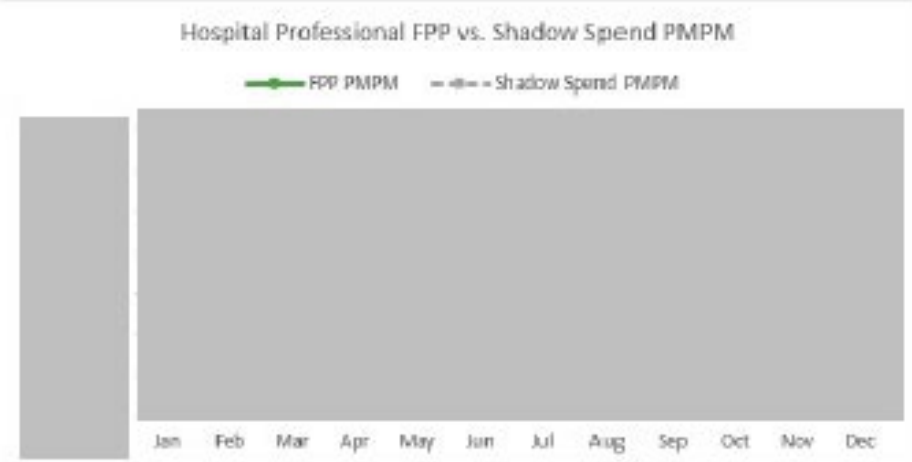

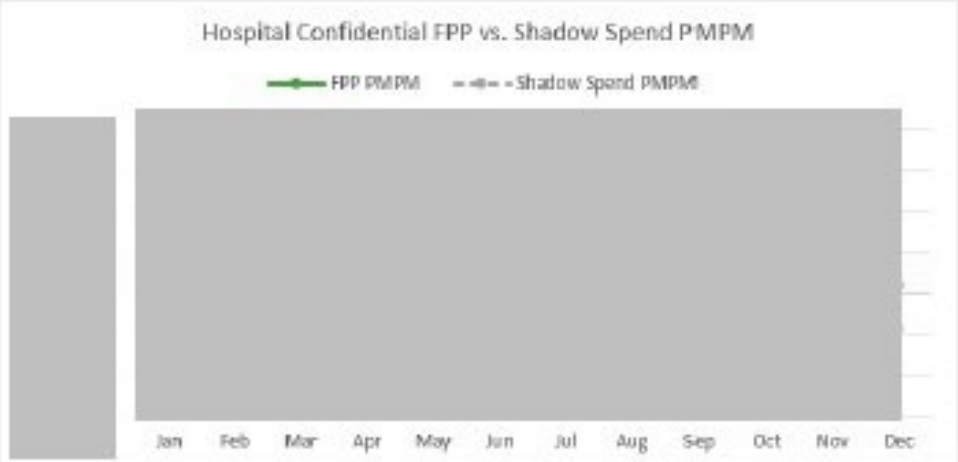

**Note: "Confidential" category consists of substance abuse diagnosis and treatment claims*

Quality Performance

OneCare Vermont

onecarevt.org

2021 VBIF Q3 - ADULT & FAMILY PRACTICE MEASURES

ORGANIZATION	DIABETES MELLITUS HbA1c POOR CONTROL (>9%)			CONTROLLING HIGH BLOOD PRESSURE READING <140/90		
	COMMERCIAL	MEDICAID	MEDICARE	COMMERCIAL	MEDICAID	MEDICARE
	Met Target Goal	Met Stretch Goal	Met Target Goal	Met Stretch Goal	Met Stretch Goal	Met Stretch Goal
	Met Stretch Goal	Met Target Goal	Met Target Goal	Met Target Goal	Met Stretch Goal	Met Target Goal
	Met Stretch Goal	Met Stretch Goal	Met Target Goal	Met Target Goal	n/a	Met Target Goal
	Met Stretch Goal	Met Target Goal	Met Stretch Goal	Below Target Goal	Met Target Goal	Below Target Goal
	Met Stretch Goal	Met Stretch Goal	Met Target Goal	Below Target Goal	Met Target Goal	Below Target Goal
	Met Stretch Goal	Met Stretch Goal	Met Target Goal	Met Target Goal	Below Target Goal	Met Target Goal
	Below Target Goal	Met Stretch Goal	Met Target Goal	Met Stretch Goal	Met Stretch Goal	Met Target Goal
	Met Stretch Goal	Met Stretch Goal	Met Target Goal	Below Target Goal	Below Target Goal	Below Target Goal
	Met Stretch Goal	Below Target Goal	Met Target Goal	Below Target Goal	Below Target Goal	Below Target Goal
	Met Stretch Goal	Met Target Goal	Met Target Goal	Below Target Goal	Below Target Goal	Below Target Goal
	Met Stretch Goal	Below Target Goal	Met Target Goal	Below Target Goal	Below Target Goal	Below Target Goal
	Below Target Goal	Met Stretch Goal	n/a	Met Target Goal	Below Target Goal	Below Target Goal
	Met Stretch Goal	Met Stretch Goal	Met Stretch Goal	Below Target Goal	Below Target Goal	Below Target Goal
	Below Target Goal	Met Stretch Goal	Met Target Goal	Below Target Goal	Below Target Goal	Below Target Goal
	n/a	Met Stretch Goal	n/a	Below Target Goal	Below Target Goal	n/a
	Met Stretch Goal	Met Stretch Goal	n/a	Below Target Goal	Below Target Goal	n/a
	Met Target Goal	Met Stretch Goal	n/a	Met Target Goal	Below Target Goal	n/a
	Met Stretch Goal	Met Target Goal	Met Target Goal	Met Target Goal	Met Target Goal	Met Target Goal
	Met Stretch Goal	Met Stretch Goal	Met Stretch Goal	Met Target Goal	Met Target Goal	Below Target Goal
	Met Stretch Goal	Below Target Goal	n/a	Below Target Goal	Below Target Goal	n/a
	Met Stretch Goal	Below Target Goal	n/a	Below Target Goal	Below Target Goal	n/a
	Met Stretch Goal	Below Target Goal	n/a	Met Stretch Goal	Met Target Goal	n/a
	Met Stretch Goal	Met Stretch Goal	n/a	Met Target Goal	Met Stretch Goal	n/a
	Met Target Goal	Met Stretch Goal	Met Target Goal	Met Target Goal	Met Target Goal	Met Target Goal
	Met Stretch Goal	Met Stretch Goal	n/a	Met Target Goal	Met Stretch Goal	n/a
	Met Stretch Goal	Met Target Goal	Met Target Goal	Below Target Goal	Below Target Goal	Met Target Goal
	Met Target Goal	Met Stretch Goal	Met Target Goal	Met Target Goal	Met Target Goal	Met Target Goal
	Below Target Goal	Met Target Goal	Met Target Goal	Met Target Goal	Met Target Goal	Met Target Goal
	Met Stretch Goal	Below Target Goal	Met Target Goal	Below Target Goal	Met Target Goal	Met Target Goal
	n/a	Met Stretch Goal	n/a	Met Stretch Goal	n/a	n/a
	Met Stretch Goal	Below Target Goal	Met Target Goal	Met Target Goal	Below Target Goal	Met Target Goal
	Met Stretch Goal	Below Target Goal	n/a	Below Target Goal	Below Target Goal	n/a
	Met Target Goal	Met Stretch Goal	n/a	Met Target Goal	Met Target Goal	n/a
	Below Target Goal	Below Target Goal	Met Stretch Goal	Below Target Goal	Met Stretch Goal	Met Target Goal
	Below Target Goal	Below Target Goal	Met Target Goal	Met Target Goal	Below Target Goal	Below Target Goal
	Met Stretch Goal	Met Target Goal	Met Target Goal	Below Target Goal	Met Target Goal	Met Target Goal
	Met Stretch Goal	Met Target Goal	Met Target Goal	Below Target Goal	Below Target Goal	Met Target Goal
	Met Stretch Goal	Met Target Goal	Met Stretch Goal	Below Target Goal	Below Target Goal	Below Target Goal
	Met Stretch Goal	Met Target Goal	Met Target Goal	Below Target Goal	Below Target Goal	Met Target Goal
	Met Stretch Goal	Met Target Goal	Met Target Goal	Met Target Goal	Met Target Goal	Met Target Goal

- Met Stretch Goal
- Met Target Goal
- Below Target Goal

2021 VBIF Q3 - PEDIATRIC MEASURES

ORGANIZATION	DEPRESSION SCREENING		DEVELOPMENTAL SCREENING	
	COMMERCIAL	MEDICAID	COMMERCIAL	MEDICAID
	Met Target Goal	Met Stretch Goal	Met Stretch Goal	Met Stretch Goal
	Met Target Goal	Met Target Goal	Met Stretch Goal	Met Target Goal
	Met Target Goal	Met Target Goal	Met Stretch Goal	Met Stretch Goal
	Met Target Goal	Met Target Goal	Met Stretch Goal	Met Stretch Goal
	Below Target Goal	Met Target Goal	n/a	Met Stretch Goal
	Met Target Goal	Met Target Goal	Below Target Goal	Met Target Goal
	Met Target Goal	Met Target Goal	n/a	Met Stretch Goal
	Below Target Goal	Below Target Goal	Met Stretch Goal	Met Stretch Goal
	Met Target Goal	Met Target Goal	Met Stretch Goal	Met Stretch Goal
	Met Target Goal	Met Target Goal	Met Stretch Goal	Met Stretch Goal
	Met Target Goal	Below Target Goal	Met Stretch Goal	Met Stretch Goal
	Met Target Goal	Met Target Goal	Met Stretch Goal	Met Stretch Goal
	Below Target Goal	Below Target Goal	Below Target Goal	Met Target Goal
	Below Target Goal	Met Target Goal	n/a	Met Stretch Goal
	Met Target Goal	Met Target Goal	Met Stretch Goal	Met Stretch Goal
	Met Target Goal	Below Target Goal	Met Stretch Goal	Met Target Goal
	Met Target Goal	Met Target Goal	Met Stretch Goal	Met Stretch Goal

- Met Stretch Goal
- Met Target Goal
- Below Target Goal

Met Stretch Goal
Met Target Goal
Below Target Goal

2021 VBIF Q3

	ADULT MEASURES						PEDIATRIC MEASURES			
	DIABETES MELLITUS: HbA1c POOR CONTROL (>9%)			CONTROLLING HIGH BLOOD PRESSURE: READING <140/90			DEPRESSION SCREENING		DEVELOPMENTAL SCREENING	
HSA	COMMERCIAL	MEDICAID	MEDICARE	COMMERCIAL	MEDICAID	MEDICARE	COMMERCIAL	MEDICAID	COMMERCIAL	MEDICAID
	Met Stretch Goal	Met Stretch Goal	Met Target Goal	Met Target Goal	Met Target Goal	Below Target Goal	Met Target Goal	Met Target Goal	Met Target Goal	Met Stretch Goal
	Met Target Goal	Met Target Goal	Met Stretch Goal	Met Target Goal	Met Target Goal	Met Target Goal	Met Target Goal	Below Target Goal	Met Stretch Goal	Met Stretch Goal
	Met Stretch Goal	Met Target Goal	Met Target Goal	Met Target Goal	Met Target Goal	Met Target Goal	Met Target Goal	Below Target Goal	Met Stretch Goal	Met Stretch Goal
	Met Stretch Goal	Met Target Goal	Met Target Goal	Below Target Goal	Below Target Goal	Met Target Goal	Met Target Goal	Met Target Goal	Met Stretch Goal	Met Stretch Goal
	Met Stretch Goal	Met Target Goal	Met Stretch Goal	Met Target Goal	Below Target Goal	Below Target Goal	Met Target Goal	Below Target Goal	Met Stretch Goal	Met Stretch Goal
	Met Target Goal	Met Stretch Goal	n/a	Met Target Goal	Met Target Goal	n/a	Below Target Goal	Met Target Goal	n/a	Met Stretch Goal
	Met Stretch Goal	Below Target Goal	n/a	Met Stretch Goal	Met Target Goal	n/a	Met Target Goal	Met Target Goal	Below Target Goal	Met Target Goal
	Below Target Goal	Met Stretch Goal	n/a	Below Target Goal	Below Target Goal	n/a	Below Target Goal	Met Target Goal	n/a	Met Stretch Goal
	Met Stretch Goal	Met Stretch Goal	Met Stretch Goal	Below Target Goal	Met Stretch Goal	Met Target Goal	Met Target Goal	Met Target Goal	Met Stretch Goal	Met Target Goal
	Met Stretch Goal	Below Target Goal	n/a	Below Target Goal	Below Target Goal	n/a	n/a	n/a	n/a	n/a
	Met Target Goal	Below Target Goal	Met Target Goal	Below Target Goal	Met Target Goal	Met Target Goal	Below Target Goal	Below Target Goal	Met Stretch Goal	Met Stretch Goal
	Met Stretch Goal	Met Stretch Goal	n/a	Met Target Goal	Met Stretch Goal	n/a	Met Target Goal	Met Target Goal	n/a	Met Stretch Goal
	Met Stretch Goal	Met Target Goal	Met Target Goal	Below Target Goal	Below Target Goal	Met Target Goal	n/a	n/a	n/a	n/a
	Met Stretch Goal	Met Target Goal	Met Target Goal	Below Target Goal	Met Target Goal	Met Target Goal	Met Target Goal	Met Target Goal	Met Stretch Goal	Met Stretch Goal

Next Steps

OneCare Vermont

onecarevt.org

ACO Oversight & Accountability Team

- Off-cycle HSA Consultation Engagement
- Led by Jodi Frei, Assistant Director of ACO Population Health Management Integration
- What are two or three focus areas for Jodi to focus on in her follow up?
- Who is on your team?

Discussion

OneCare Vermont

onecarevt.org